

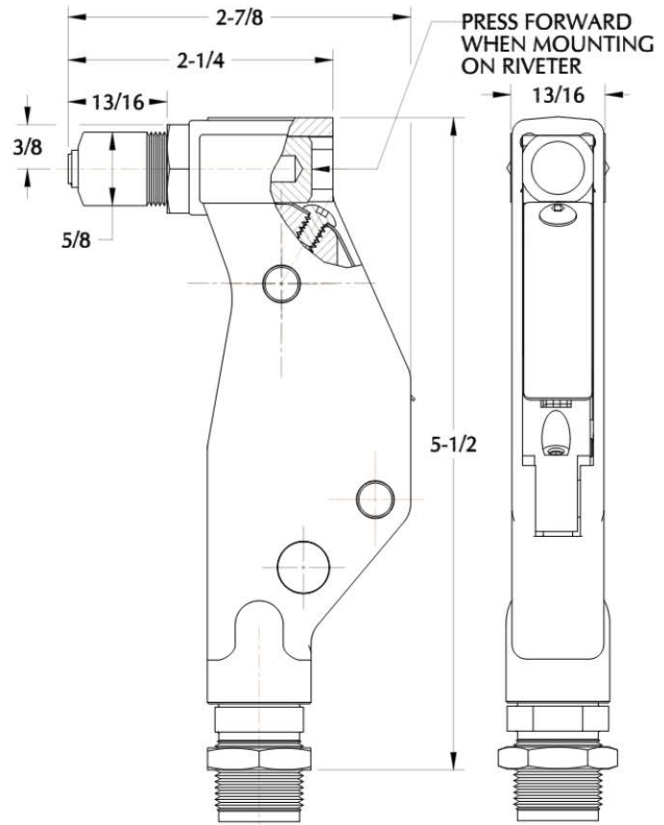
H886

RIGHT ANGLE PULLING HEAD FOR CHERRYLOCK® "A" CODE

Technical Data Sheet, Page 1 of 2

Fig. 1

Dimensional Data / Mounting Instructions



DIMENSIONAL DATA (see figure 1)

- Tool weight (without riveter):
1.20 Lbs (0.540 Kg).

CHOICE OF RIVETERS

- G746A, G747, G704B
- G800 Cherry® Hand Riveter
- G685B-S, G686B-S, G689, G700 and G784 with adaptor 680B205

MOUNTING INSTRUCTIONS

- Attach riveter to air source; for hand powered riveters make sure that the pressure has been released (piston fully returned)
- Push the collet bolt assembly forward (see figure 1) before mounting.
- While holding collet bolt in a forward position, engage 1 or 2 threads of drawbolt (23) onto riveter head piston before threading adapter fitting (24) into end of riveter head cylinder; turn clockwise until snug.
- Rotate pulling head to desired position and tighten jam nut (25) to secure pulling head orientation.

USAGE

- Use to install CherryLOCK® "A" code rivets in -3 through -6 diameters (3/32, 1/8, 5/32 and 3/16"), all head styles.
- Each size fastener requires a different configuration pulling head (3 dia fastener requires H886-3 and so on); see Table 1 for pulling head Part Numbers and size specific replaceable components .

Table. 1

ITEM NO.	COMPONENT DESCRIPTION	PULLING HEAD PART NO.			
		H886-3	H886-4	H886-5	H886-6
1	NOSEPIECE	886-003	886-004	886-005	886-006
5	JAW SET	701B18	701B18	701B18	782-010
6	JAW FOLLOWER	753A14A	753A14A	753A14A	886-002
8	STEM STOP	753A15	753A15	886-008	886-007

DURING OPERATION

- Keep the tool, especially the nose piece, sleeve and jaws clean especially when sealants are used.
- If stem slippage occurs, the jaws need to be either cleaned or replaced.

USATCO U.S. Air Tool Company, Inc.

Info@usatco.com

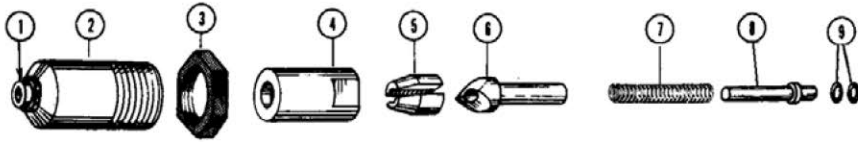
Eastern Division60 Fleetwood Ct., Ronkonkoma, NY 11779-6907 tel: (631) 471-3300 fax: (631) 471-3308
Western Division1219 W. Mahalo Place, Rancho Dominguez, CA 90220-5446 tel: (310) 632-5400 fax: (310) 632-3900

H886

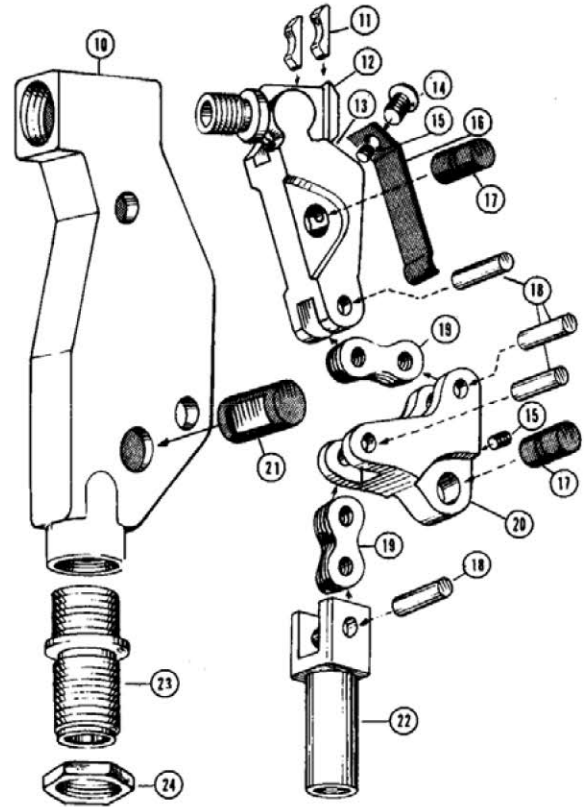
RIGHT ANGLE PULLING HEAD FOR CHERRYLOCK® "A" CODE

Technical Data Sheet, Page 2 of 2

PARTS LIST



PARTS LIST			
ITEM NO.	PART NO.	DESCRIPTION	QTY.
1	SEE TABLE 1	NOSEPIECE	1
2	753812-1	SLEEVE	1
3	G6JN	JAM NUT	1
4	753A13A	COLLET	1
5	SEE TABLE 1	JAW SET	1
6	SEE TABLE 1	JAW FOLLOWER	1
7	P-1003	SPRING	1
8	SEE TABLE 1	STEM STOP	1
9	P-706	O-RING	1
10	753C2-3	FRAME	2
11	753A4	SHOE BEARING	1
12	753B3	COLLET BOLT	2
13	753B5	LEVER	1
14	P-413	BUTTON HEAD SCREW	1
15	P-930	SET SCREW	1
16	753A16	GUARD	2
17	753A10	PIVOT PIN	1
18	P-954	LINK	2
19	753A9	LINK PIN	8
20	753B6	BELL CRANK	4
21	753A11	GUIDE PIN	1
22	753A7	DRAWBOLT	1
23	671A16	JAM NUT	1
24	753B8	ADAPTER FITTING	1



PREVENTATIVE MAINTENANCE

- Clean and inspect the nosepiece, jaws, collet & spring every 1000 installations or whenever a failure occurs; replace spring and jaws if worn.
- Lubricate outside configuration of the jaws with Lubriplate® or similar light grease.
- Inspect regularly and keep active area clean and in good working condition.

- Replace worn or broken components.
- When re-assembling align the jaws with the jaw follower as shown in the exploded view (items 5 and 6); use Loctite® 242 (removable) on all threaded components except as shown.

LOCTITE® is a registered trademark of Henkel Corporation.
LUBRIPLATE® is a registered trademark of Fiske Brothers Refining Co.

WARRANTY

Seller warrants the goods conform to applicable specifications and drawings and will be manufactured and inspected according to generally accepted practices of companies manufacturing industrial or aerospace fasteners. In the event of any breach of the foregoing warranty, Buyer's sole remedy shall be to return defective goods (after receiving authorization from Seller) for replacement or refund of the purchase price, at the Seller's option. Seller agrees to any freight costs in connection with the return of any defective goods, but any costs relating to removal of the defective or nonconforming goods or installation of replacement goods shall be Buyer's responsibility. SELLER'S WARRANTY DOES NOT APPLY WHEN ANY PHYSICAL OR CHEMICAL CHANGE IN THE FORM OF THE PRODUCT IS MADE BY BUYER. THE FOREGOING EXPRESS WARRANTY AND REMEDY ARE EXCLUSIVE AND ARE IN LIEU OF ALL OTHER WARRANTIES AND REMEDIES; ANY IMPLIED WARRANTY AS TO QUALITY, FITNESS FOR PURPOSE, OR MERCHANTABILITY IS HEREBY SPECIFICALLY DISCLAIMED AND EXCLUDED BY SELLER. This warranty is void if seller is not notified in writing of any rejection of the goods within ninety (90) days after receipt of the goods by buyer.

Seller shall not be liable under any circumstances for incidental, special or consequential damages arising in whole or in part from any breach by Seller, AND SUCH INCIDENTAL, SPECIAL, OR CONSEQUENTIAL DAMAGES ARE HEREBY EXPRESSLY EXCLUDED.

Our policy is one of continuous development. Specifications shown in this document may be subject to changes introduced after publication.

NOTE: The properties, strength, dimensions, installed characteristics and all other information in these materials are for guidance only to aid in the correct selection of the products described herein and is not intended or implied as part of the above warranty. All applications should be evaluated for functional stability and available samples of the described parts can be requested for installed tests, suitability and evaluations.

For more information please contact our Technical Services Department at tel. 714-850-6022

USATCO U.S. Air Tool Company, Inc. Info@usatco.com
 Eastern Division60 Fleetwood Ct., Ronkonkoma, NY 11779-6907 tel: (631) 471-3300 fax: (631) 471-3308
 Western Division1219 W. Mahalo Place, Rancho Dominguez, CA 90220-5446 tel: (310) 632-5400 fax: (310) 632-3900