

H800



CHERRY®
AEROSPACE

Compact Universal Straight Pulling Head

for the G800 riveter

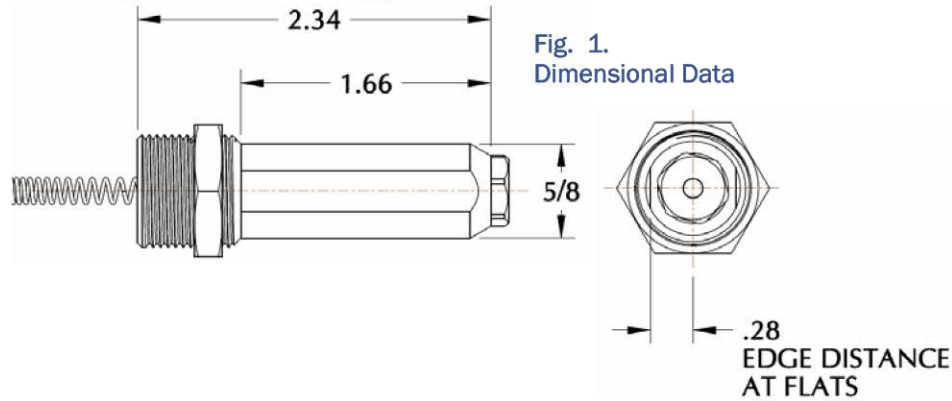
INSTRUCTION SHEET, Page 1 of 2

DIMENSIONAL DATA (see Fig. 1)

- Weight- 0.15 Lbs.

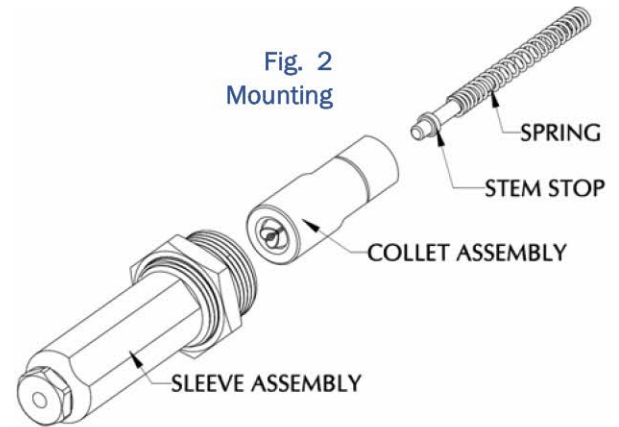
Choice of Riveters

- Use with the G-800 hand riveter:



MOUNTING INSTRUCTIONS (see Fig 2)

- Depress the pressure release button of the riveter and make sure the piston is fully returned.
- Place the stem stop & spring inside of the riveter piston
- Thread and tighten the collet assembly onto the riveter piston
- Thread in the sleeve assy and lock it in by tightening the Jam Nut.



JAW ADJUSTMENT

The jaws have to be adjusted to allow front ejection of the spent stem

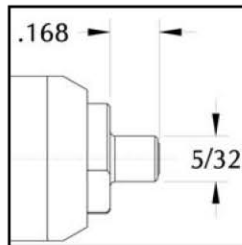
- Push the fastener all the way through the front nose piece.
- While sliding the stem back and forth inside the nose piece, thread the sleeve assembly in until the stem is released.
- Lock the sleeve assembly in position by tightening the Jam Nut.

OPERATING INSTRUCTIONS

Prior to tool operation make sure that:

- Pulling Head is correctly mounted on the riveter and jaws are properly adjusted
- A proper nose-piece in good working condition is used.

Fig. 3
782-3E Extended
Nosepiece



During Operation:

- Inspect the active area of the nosepiece regularly.
- Keep the tool clean, especially the nosepiece and jaws; pay special attention when sealants and adhesives are used.
- If stem slippage occurs, clean or replace the jaws.
- Re-adjust Jaws if the stem does not front eject properly.

Table 1: Nose Piece Selection Guide

Items in red, marked with an asterisk (*) are standard and are provided with the pulling head as purchased.			
JAW P/N	JAW FOLLOWER	NOSE PIECE	INSTALLS THE FOLLOWING PRODUCTS
*701B18	*753A14A	*782-456	CherryMAX, CherryMAX AB: -4, -5, -6 (except 6 all aluminum) Blindbolt "S" type: -.04 & -.05 MBC Lock Creator: -4, -5, -6 NAS1900 "U" type: -4 & -5
		886-004	CherryLOCK "A" Code: -4
		886-005	CherryLOCK "A" Code: -5
		782-4NAS	NAS1900, -4 (no shift washer)
		782-5NAS	NAS1900, -5 (no shift washer)
		782-5BB	Blindbolt "U" Type: -.05
		783-4MBC	Standard MBC: -4
		782-5MBC	Standard MBC: -5
		886-003	3 dia. CherryLOCK "A" Code
		782-3E	Extended 3 dia. CherryLOCK "A" Code, see figure 3
		782-3	3/32" SPR & -3 pull thru NP Rivets
		886-006	6 Dia CherryLOCK "A" Code
		782-010	886-002
		782 -6AL	CherryMAX "AB" -6 Alum, NAS1900 "U" Type -4, -5, -6
		782-6NAS	NAS1900, -6 (no shift washer)

USATCO U.S. Air Tool Company, Inc.

Eastern Division60 Fleetwood Ct., Ronkonkoma, NY 11779-6907 tel: (631) 471-3300 fax: (631) 471-3308
Western Division1219 W. Mahalo Place, Rancho Dominguez, CA 90220-5446 tel: (310) 632-5400 fax: (310) 632-3900

Info@usatco.com

H800

Compact Universal Straight Pulling Head

for the G800 riveter

INSTRUCTION SHEET, Page 2 of 2

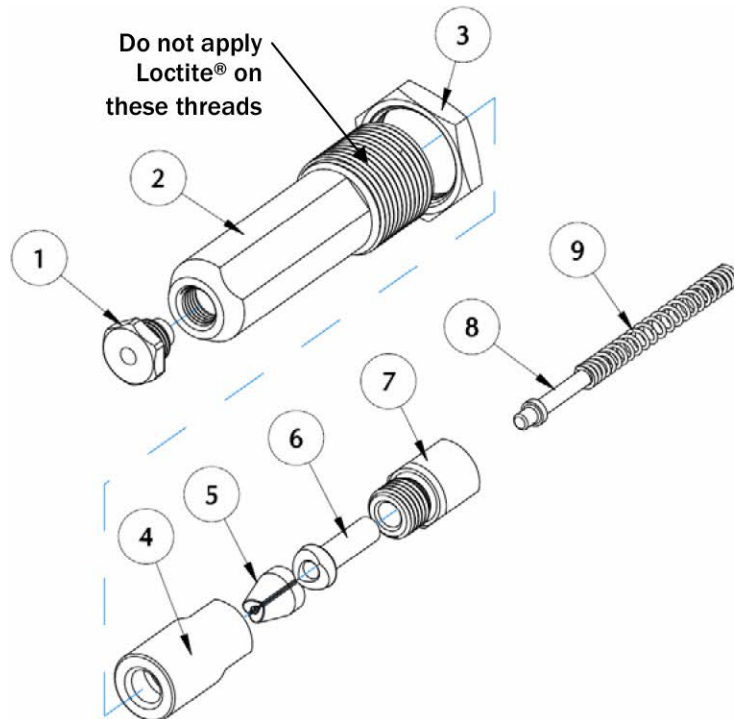


CHERRY
AEROSPACE

PARTS LIST

ITEM No	PART NUMBER	DESCRIPTION	QTY.
1	782-456	Nosepiece (see table 1)	1
2	800-033	Sleeve	1
3	671A16	Jam Nut	1
4	753A13A	Collet	1
5	701B18	Jaw Set (see table 1)	1
6	753A14A	Jaw Follower (see table 1)	1
7	800-032	Drawbar	1
8	753A15	Stem Stop	1
9	P-1483	Compression Spring	1

Note: Items 1, 5 & 6 are fastener type and size dependent. See Table 1 for fastener capability and component selection.



PREVENTATIVE MAINTENANCE

- Clean and inspect the nosepiece, jaws, collet & spring every 1000 installations or whenever a failure occurs; replace spring and jaws if worn.
- Lubricate outside configuration of the Jaws with Lubriplate® or similar light grease.
- Inspect regularly and keep active area clean and in good working condition.
- Replace worn or broken components.
- When re-assembling align the jaws with the jaw follower as shown in the exploded view (items 5 and 6); pay attention to the position and orientation of the Stem Stop (item 8).
- Use Loctite® 242 (removable) on all threaded components except as shown.

LOCTITE® is a registered trademark of Henkel Corporation.

LUBRIPLATE® is a registered trademark of Fiske Brothers Refining Co.

WARRANTY

Seller warrants the goods conform to applicable specifications and drawings and will be manufactured and inspected according to generally accepted practices of companies manufacturing industrial or aerospace fasteners. In the event of any breach of the foregoing warranty, Buyer's sole remedy shall be to return defective goods (after receiving authorization from Seller) for replacement or refund of the purchase price, at the Seller's option. Seller agrees to any freight costs in connection with the return of any defective goods, but any costs relating to removal of the defective or nonconforming goods or installation of replacement goods shall be Buyer's responsibility. SELLER'S WARRANTY DOES NOT APPLY WHEN ANY PHYSICAL OR CHEMICAL CHANGE IN THE FORM OF THE PRODUCT IS MADE BY BUYER. THE FOREGOING EXPRESS WARRANTY AND REMEDY ARE EXCLUSIVE AND ARE IN LIEU OF ALL OTHER WARRANTIES AND REMEDIES; ANY IMPLIED WARRANTY AS TO QUALITY, FITNESS FOR PURPOSE, OR MERCHANTABILITY IS HEREBY SPECIFICALLY DISCLAIMED AND EXCLUDED BY SELLER. This warranty is void if seller is not notified in writing of any rejection of the goods within ninety (90) days after receipt of the goods by buyer.

Seller shall not be liable under any circumstances for incidental, special or consequential damages arising in whole or in part from any breach by Seller, AND SUCH INCIDENTAL, SPECIAL, OR CONSEQUENTIAL DAMAGES ARE HEREBY EXPRESSLY EXCLUDED.

Our policy is one of continuous development. Specifications shown in this document may be subject to changes introduced after publication.

NOTE: The properties, strength, dimensions, installed characteristics and all other information in these materials are for guidance only to aid in the correct selection of the products described herein and is not intended or implied as part of the above warranty. All applications should be evaluated for functional stability and available samples of the described parts can be requested for installed tests, suitability and evaluations.

USATCO U.S. Air Tool Company, Inc.

Eastern Division60 Fleetwood Ct., Ronkonkoma, NY 11779-6907 tel: (631) 471-3300 fax: (631) 471-3308

Western Division1219 W. Mahalo Place, Rancho Dominguez, CA 90220-5446 tel: (310) 632-5400 fax: (310) 632-3900

Info@usatco.com